



BART Wheel Profile Change

Cylindrical to Modified Tapered



**Ben Holland, P.E., Manager
Vehicle Systems Engineering
Rolling Stock & Shops**

**Gregory Shivy
Principal Track Engineer
Maintenance & Engineering**



RAIL TRANSIT SEMINAR • MAY 2, 2016

1

WRI 2016



Presentation Agenda

- BART System Overview – Facts, Fleets, Rails
- Why Choose a Cylindrical Wheel Profile?
- What's Wrong with a Cylindrical Wheel Profile?
- Opportunity for Change
- Evaluation of the Change Opportunity
- Transition Strategies





BART Overview – System

- ❑ Operation began in 1972, 450 Rohr cars
- ❑ 104 miles (168 km) mainline
- ❑ 44 stations
- ❑ Commuter and urban operation
- ❑ 420,000 weekday riders
- ❑ 3 – 10 car consists
- ❑ Full ATC operation
- ❑ 80 mph (129 km/h) top speed
- ❑ 1000 VDC 3rd rail
- ❑ 5.5 ft (1676 mm) wide gauge track
- ❑ Full dedicated right-of-way
- ❑ 3 miles (4.8 km) dedicated test track





BART Overview – Existing Fleet

- ❑ 669 heavy rail cars
 - *Lead Cars – 289*
 - 59 A2 Rohr cars
 - 150 C1 Alsthom cars
 - 80 C2 Morrison Knudsen cars
 - *Mid consist cars – 380*
 - 380 B2 Rohr cars
- ❑ 2 door openings per side
- ❑ 60 & 56 seats per car
- ❑ 615 ft² (57 m²) & 655 ft² (61 m²) interior area
- ❑ 70 ft (21.3 m) x 10 ft (3.2 m)
- ❑ 63k lb (28.6 t) empty car – super light weight
- ❑ 110k lb (49.9 t) max car weight – civil limited





Unique Vehicle Characteristics

- Full lightweight Aluminum carbody structure
- Wide gauge for improved ride and roll stiffness
- Low roof line for compact frontal area
- Lightweight Aluminum wheels for low rotational inertia
- 1k Vdc operation for lower operating currents
- Full regeneration capability for maximum efficiency
- Stringent fire, smoke, toxicity requirements
- Advanced crash energy management design





“Fleet of the Future” – Fleet Replacement


- ❑ Contract with Bombardier Transportation, May 30, 2012
- ❑ 775 cars, includes 310 “D” cab cars and 465 “E” mid consist cars
- ❑ 10 pilot cars arrive mid to late 2016, production cars in 2017
- ❑ Transition phase with both fleets in operation – approximately 10 years
- ❑ Each car will have 3 doors per side, advanced passenger information system, AC propulsion, robust HVAC, TCMS with advanced diagnostics, etc.
- ❑ Performance specification – optimize car without constraint to existing fleet





Existing Rail System Statistics

- ❑ 105 route miles of main track
 - 224 mainline track miles
 - 29 miles of aerial direct fixation (36" fastener spacing)
 - 27 miles of subway direct fixation (36" fastener spacing)
 - 47 miles at-grade ballasted concrete ties (30" Tie spacing)
- ❑ 29 interlockings / 289 mainline turnouts
- ❑ 119RE continuous welded rail
- ❑ Custom trackwork for cylindrical profile





Why Choose a Cylindrical Wheel Profile?

- Not entirely uncommon when District began operation – SF Muni, CTA, PATH
- District has mostly tangent track
- District operates at high speed – 80 mph
- No hunting at high speed on tangent track
- Ride quality with new wheels and rails is generally good
- Typical 1,000,000 mile wheel life when originally condemned at #8 flange and use of wheel lathes to minimally reprofile worn wheels





What's Wrong with a Cylindrical Profile?

- ❑ No inherent wheelset steering through curves
- ❑ 2-point contact prevalent as wheel and rail profiles become worn
- ❑ Systemic issues with corrugation growth in tunnels and elevated track, accentuated in curves
- ❑ Areas with corrugation are unbearably noisy – mostly direct fixation
 - Reverberation in tunnels results in a resonating howling noise inside the cars
 - Noise from elevated tracks floods surrounding neighborhoods with noise
- ❑ Severe wheel flange wear and rail head wear in sharp curves – difficult to grind
- ❑ Expense to maintain wheels and rails is becoming excessive





Opportunity for Change – BART

- ❑ BART contract with Bombardier will replace entire existing fleet
- ❑ Philosophy – improve customer and employee experience or at least make it equivalent to existing fleet
 - Ride quality – always a priority for the District as a public transit provider
 - Noise – internal to cars, and external to surrounding neighborhoods is huge issue
- ❑ Approach – performance specification to ensure optimal design, proven designs and leveraging state of the art technology, including...

**Wheel profile allowed to be optimized to reduce noise
and improve wheel/rail wear characteristics**





Opportunity for Change – Bombardier

- ❑ **Collected data:**
 - **Laser measurements of the BART mainline – rail profiles new and worn**
 - **Measured wheel profiles new and worn**
 - **Ran two instrumented wheelsets and truck over entire system to understand ride quality requirements and dynamic characteristics of rail network**
- ❑ **Analyzed the data and confirmed poor wheel/rail interaction with pervasive 2-point contact resulting in excessive noise and severe wear**
- ❑ **Bombardier experts walked various track sections to confirm severity of rail conditions**
- ❑ **Optimized simulations to develop custom tapered wheel profile**





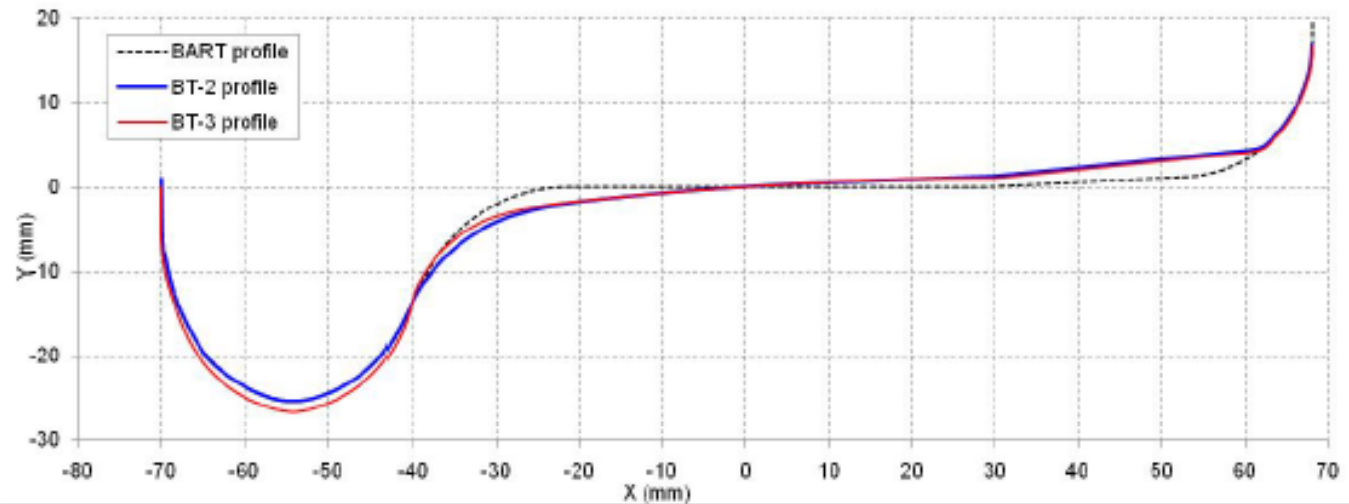
Opportunity for Change – Bombardier

Several iterations to settle on custom BT-3 modified tapered wheel profile

Special trackwork difficult to simulate; requested BART to verify compatibility

BT-3 Wheel Profile

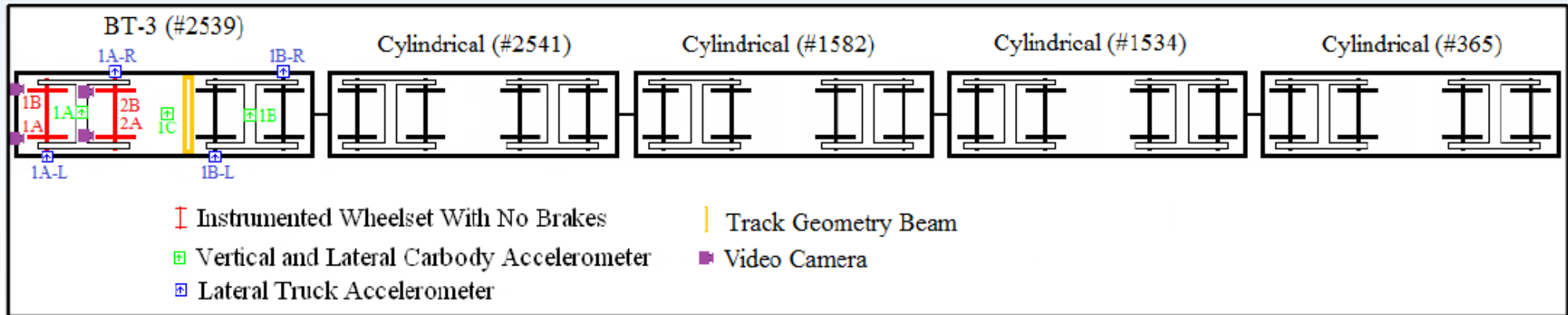
- New profile to integrate APTA minimum flange angle requirement:
 - 73.5 degree over 0.075 inch
 - 72 degree over 0.11 inch
- Increased flange height to allow for steeper flange angle
- Curving performance equivalent to BT-2 profile



Evaluation of the Change Opportunity

BART tasked ENSCO through LTK to evaluate BT-3 profile compatibility with special trackwork and to confirm acceptability system wide


- *Dynamic mainline tests using the 2 IWS modified with BT-3 profile*
- *Track geometry and rail profile map of BART rail network*
- *Special trackwork compatibility analysis*
- *Computer simulation analysis to corroborate Bombardier analysis*



Evaluation of the Change Opportunity

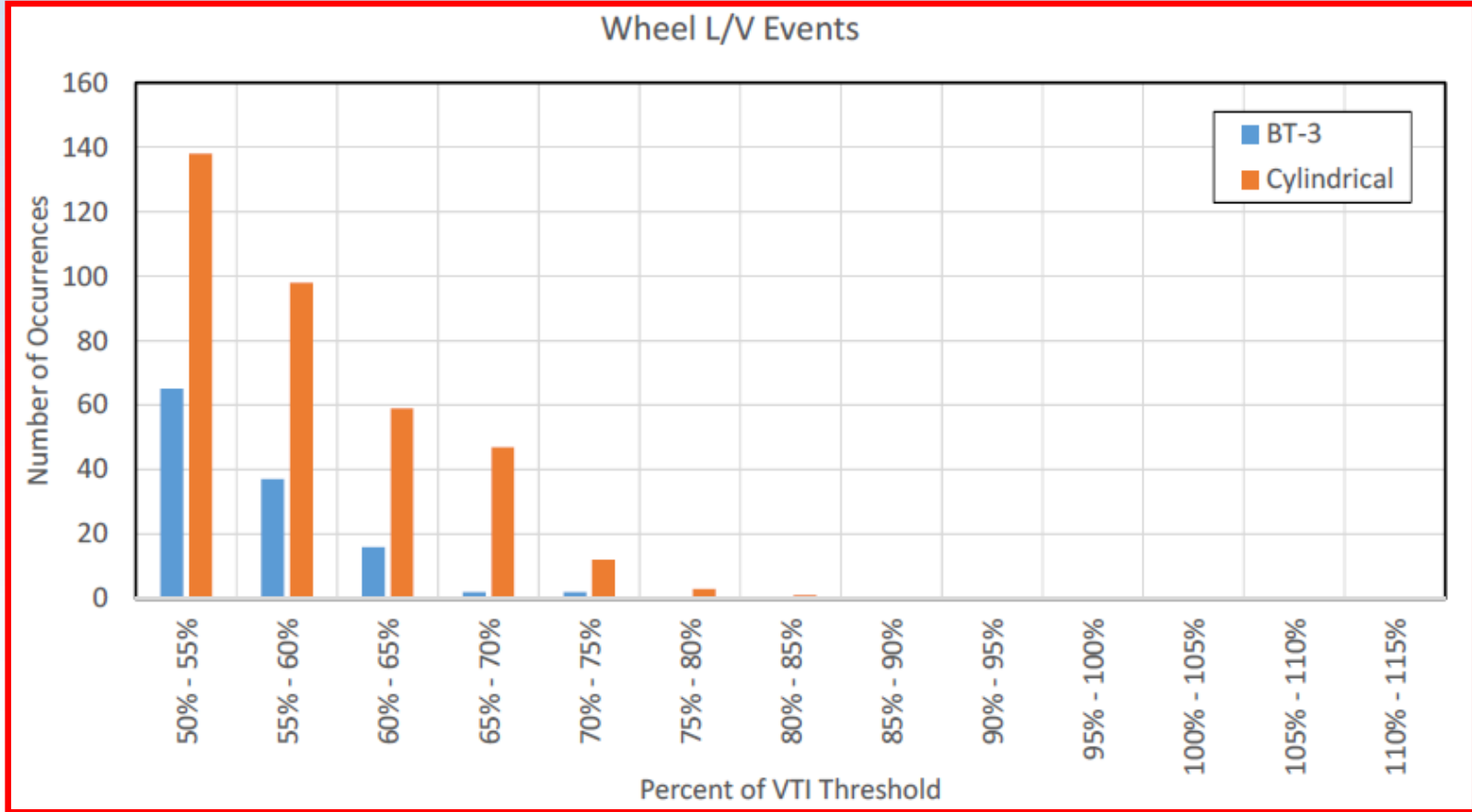


BT-3 profile, tangent track



Cylindrical profile, tangent track

Evaluation of the Change Opportunity





Evaluation of the Change Opportunity

- ❑ ENSCO and LTK confirmed definite operational improvements
 - Safe
 - Compatible with special track work
 - Good stability and ride quality
- ❑ Confirmed long term expectations
 - slower corrugation growth
 - reduced wheel/rail wear
 - lower noise

Bombardier, ENSCO and LTK helped BART refine transition strategy

- ❑ 6 years to reach steady state wear – need to monitor wheels / rails
- ❑ OK to convert fleet within 1 year
- ❑ 2-step grinding program: sharp gauge points first, then rest of rails

Conclusion: LOWER NOISE and LOWER MAINTENANCE COSTS





Transition Strategies – M&E and RS&S

Collaboration ensures success

Maintenance & Engineering

Rolling Stock & Shops

Task	Description	Schedule	Task	Description	Schedule
1	Obtain management approval to proceed with contract service agreement for rail grinding support services (2 Yr. Base Contract w/3 one year options). To include grinding, planning and scheduling for two rail grinders, nightly grind quality Q/A Q/C, eddy current reduction conformation, post processing reporting and EGIS mapping of rail grinding progress.	4th Qtr FY16	1	Obtain management approval to proceed with fleetwide implementation of the BT-3 wheel profile	4 th Qtr FY16
2	Procure two optical rail profile measuring systems and spare parts for existing District owned Rail grinders.	1st Qtr FY17	2	Obtain new or modified cutter heads with the BT-3 wheel profile for each wheel truing machine located at Daly City Shop, Hayward Shop and Richmond Shop	2 nd Qtr FY17
3	Begin rail grinding efforts with support from Contractor.	3rd Qtr FY17	3	Revise existing wheel contracts to provide the BT-3 wheel profile	2 nd Qtr FY17
4	Monitor rail profile quality at Bombardier recommended locations.	6 month intervals for 5 years.	4	Begin cutting the wheels on all cars in the fleet to the BT-3 wheel profile	Dependent on Task 2 for each named shop
5	Meet with RS&S staff to review the status of the transition	Quarterly for a minimum of six years from the date of Task 1	5	Monitor how the BT-3 profile wears on a minimum total of 24 selected cars from the existing fleet, the new fleet and from each running repair shop	At each PM after each car is modified
			6	Meet with Maintenance & Engineering staff to review the status of the transition	Quarterly for a minimum of six years from the date of Task 1





THANK YOU!

Q&A?



RAIL TRANSIT SEMINAR • MAY 2, 2016

18

WRI 2016